

Script Deck

Are you tired of memorizing endless shortcuts and digging through menus to run your essential scripts in GlyphsApp?

**Save time, clicks and mental energy.
Discover a smarter way with ‘Script Deck’.**



- A Single shortcut3
- Easy Like a Number Pad4
- Button: Script.....5
- Button: Color.....6
- Button: Icon.....7
- Manage Your Scripts.....8
- Navigate between Decks.....9
- Customize Deck Names10
- Export & Import11
- Detailed Help12
- Download.....13
- Appendix.....14


**4 buttons × 9 decks = 36
of your most important scripts
in just a click’s reach**

A Single shortcut

Access all your scripts with one shortcut

I recommend **control + space**  to open 'Script Deck', but feel free to choose a shortcut that suits you best.

(See page 12 for how to set the shortcut)

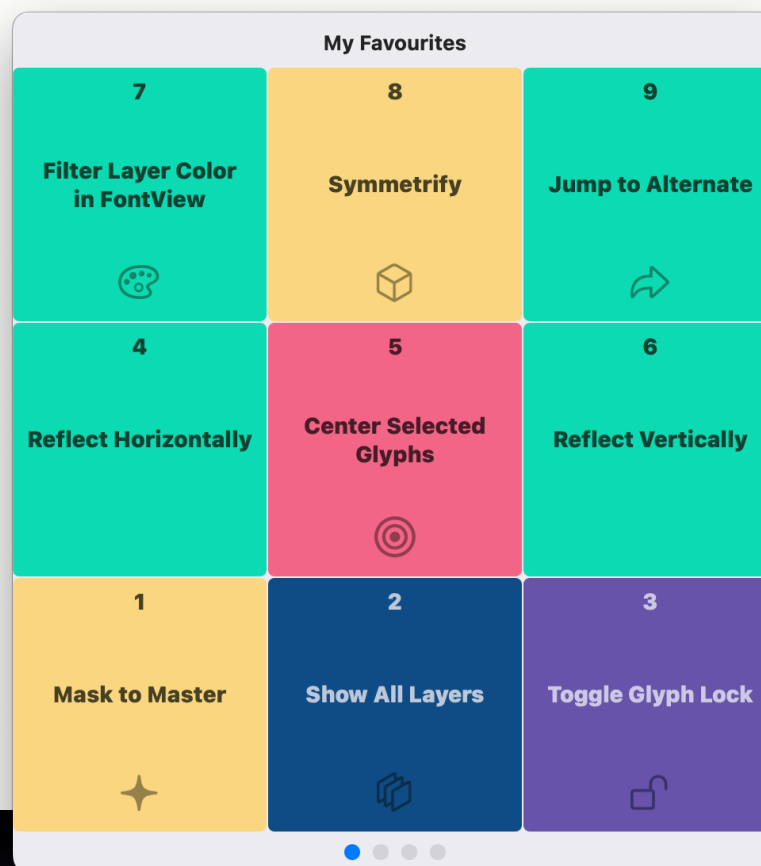


Easy Like a Number Pad

Run scripts effortlessly with
button clicks or number keys.

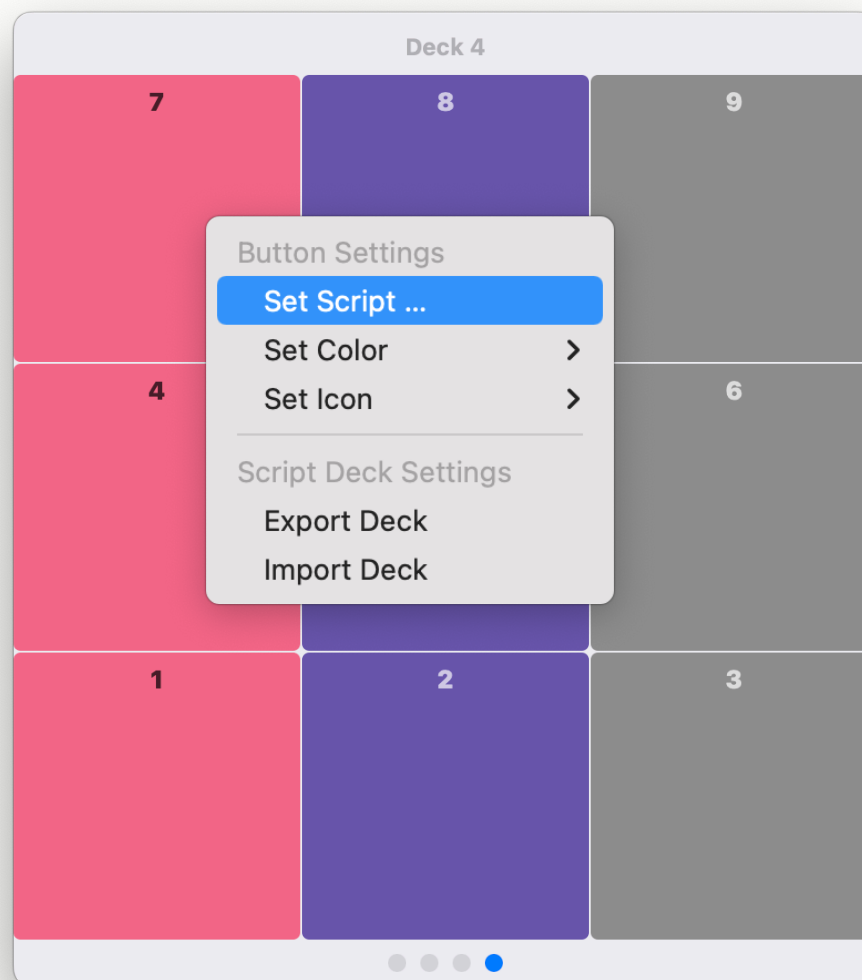
The Buttons are arranged like a keyboard's
number pad for intuitive operation and
improved muscle memory.

Think of 'Script Deck' as a virtual pad
controller. Providing unmatched flexibility
and portability.



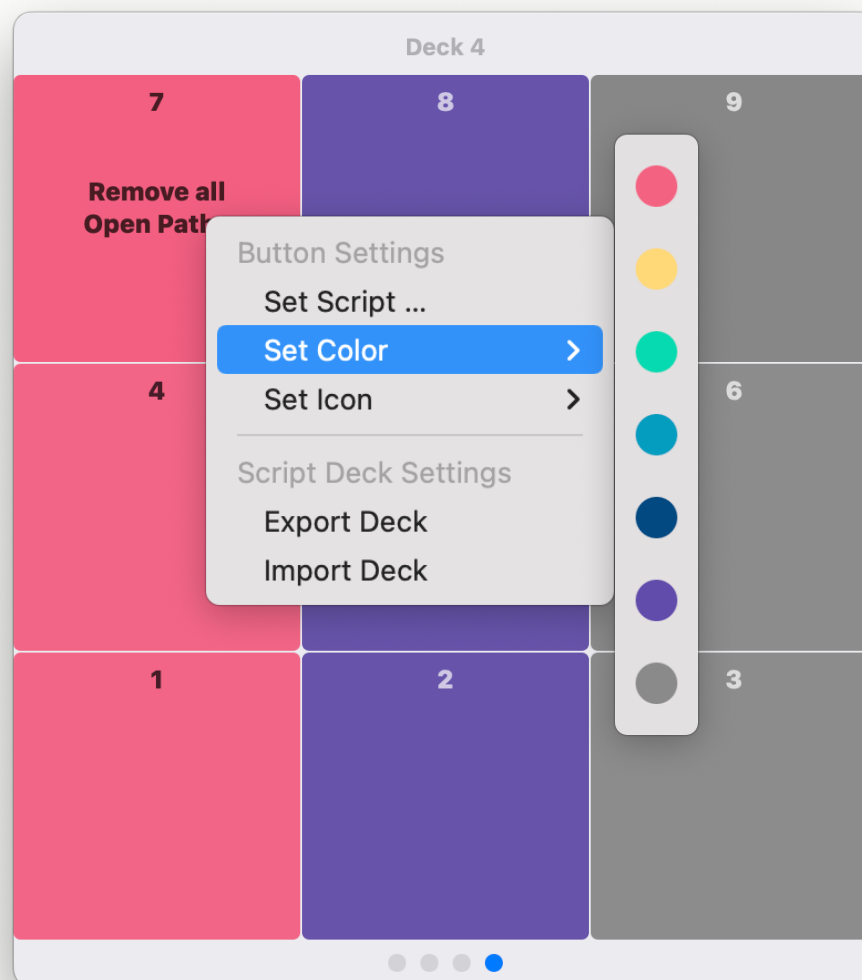
Button: Script

Right-click on a button, select **'Set Script ...'** and choose any Python script. The button will display the script's menu title.



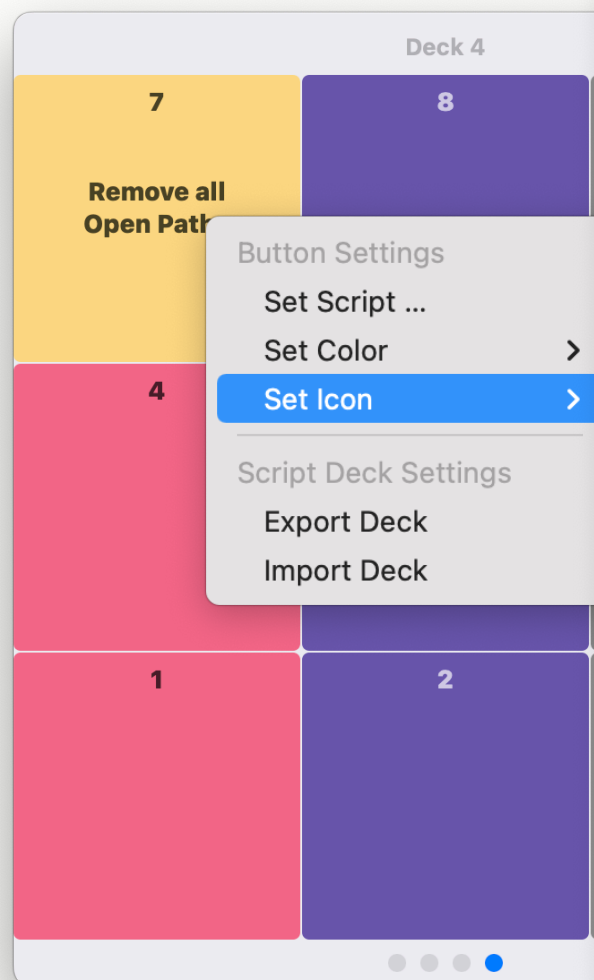
Button: Color

Optionally pick a color for quick visual identification.



Button: Icon

Also optionally, select an icon to quickly recognize your script's purpose.



No Icon

Markings

- Tag
- Flag
- Bookmark
- Paintpalette
- Paintbrush
- Lightbulb
- Info Circle
- Number
- Trash

Notes

- Exclamationmark Triangle
- Exclamationmark Bubble
- Bubble Left And Exclamationmark BU

Documents

- Folder
- Doc On Doc
- Doc Text
- Doc Text Magnifyingglass
- Note

Tools

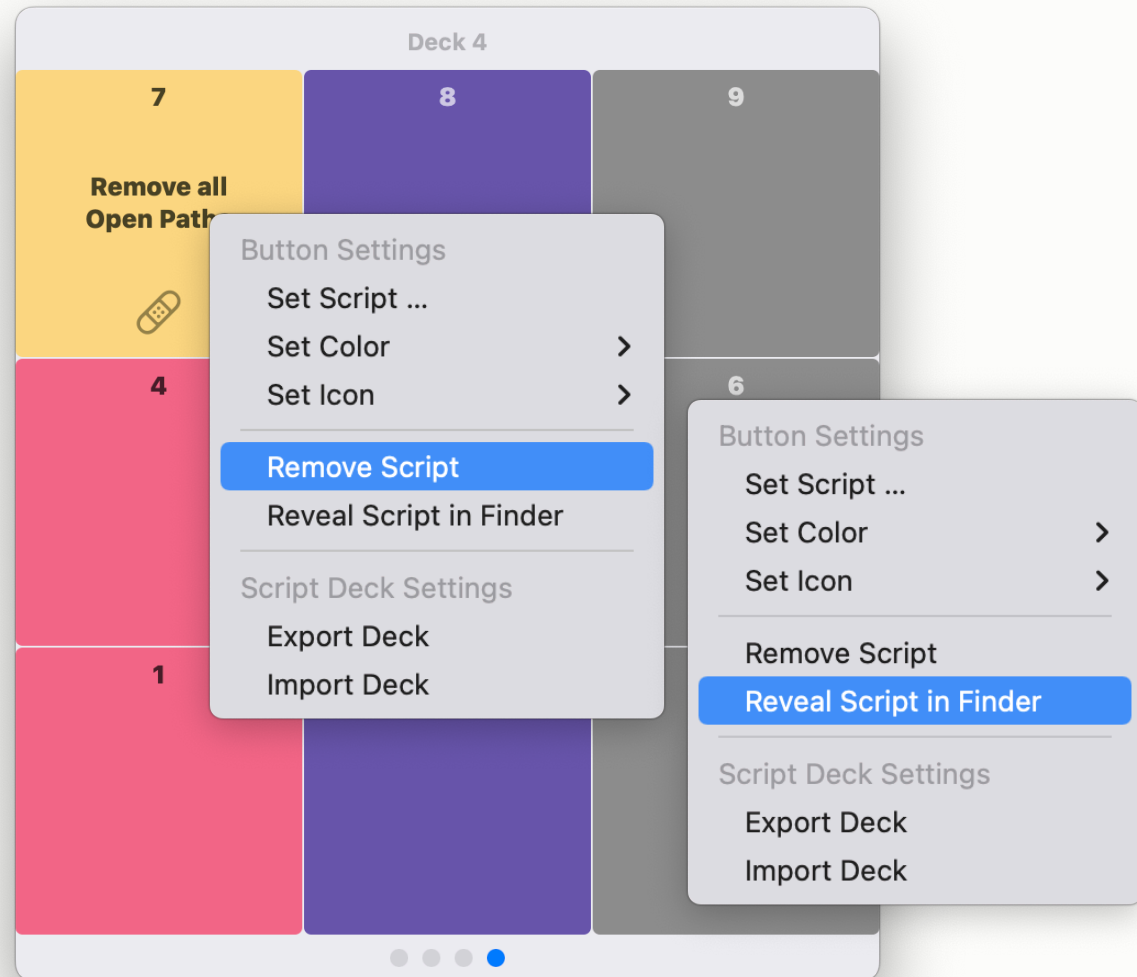
- Eyedropper
- Eyeglasses
- Magnifyingglass
- A Magnify
- Bandage
- Lock
- Lock Open
- Slider Horizontal 3
- Wrench And Screwdriver
- Gear
- Wand And Rays
- Ruler

Manage Your Scripts

‘Remove Script’: Clear a script from a button.

‘Reveal Script in Finder’: Quickly access the script file in Finder for code adjustments.

(These menu items only show if the button has a script assigned.)

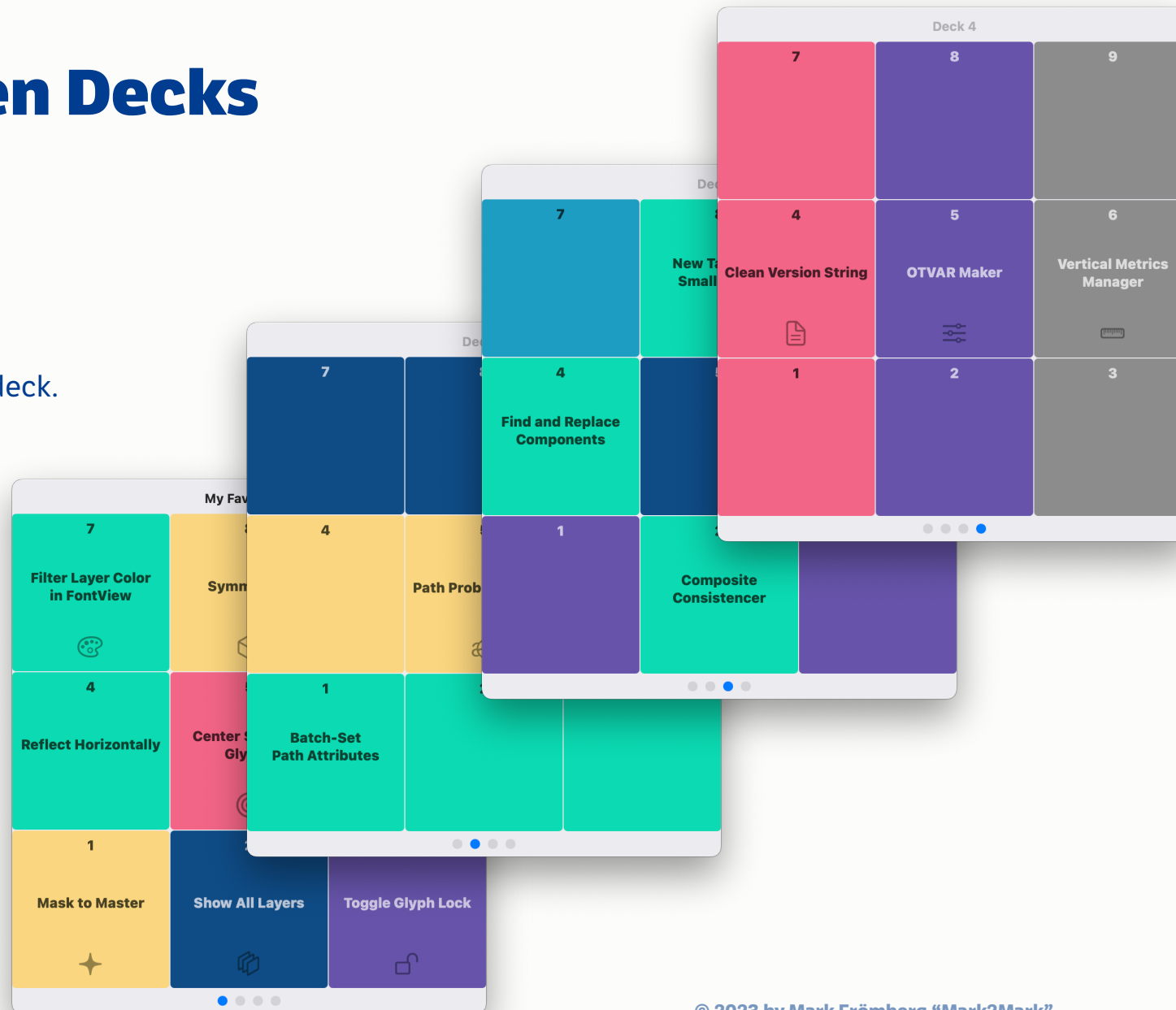


Navigate between Decks

Switch decks using **arrow keys** ← / →
or **tab & shift+tab** → / ↵→.

Alternatively, click on the dots which indicate the active deck.


‘Script Deck’ remembers the last used deck.



Customize Deck Names

Each deck can have a custom name. Use it for organization (e.g. 'Layers', 'Components', etc)

If not set, it shows a placeholder referencing the deck's number.

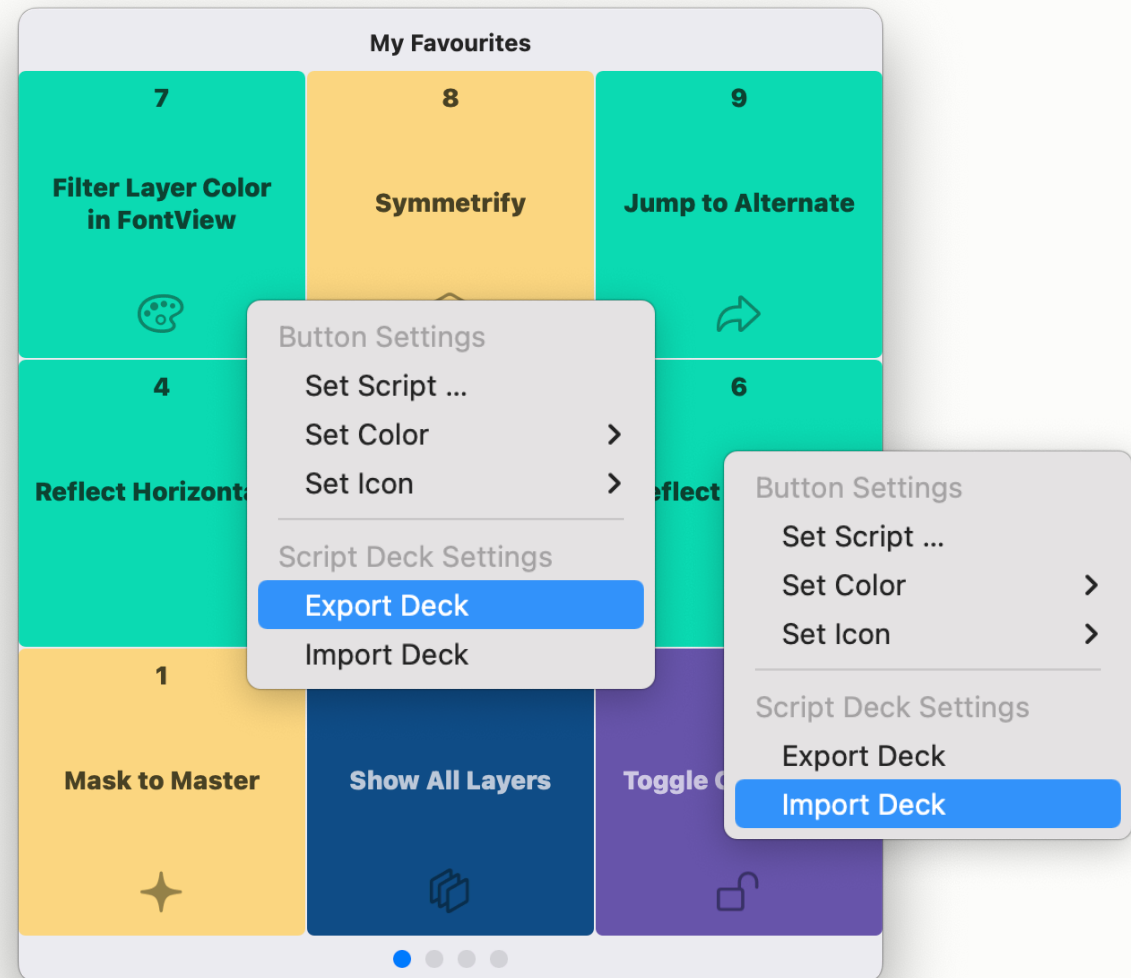


Export & Import

‘Export Deck’: save your deck data to the Desktop as a .plist file.

‘Import Deck’: Load deck data from a .plist file.

This is handy for backup or you could switch between different script sets. (Today the design set and tomorrow engineering?)



Detailed Help

Setting the shortcut

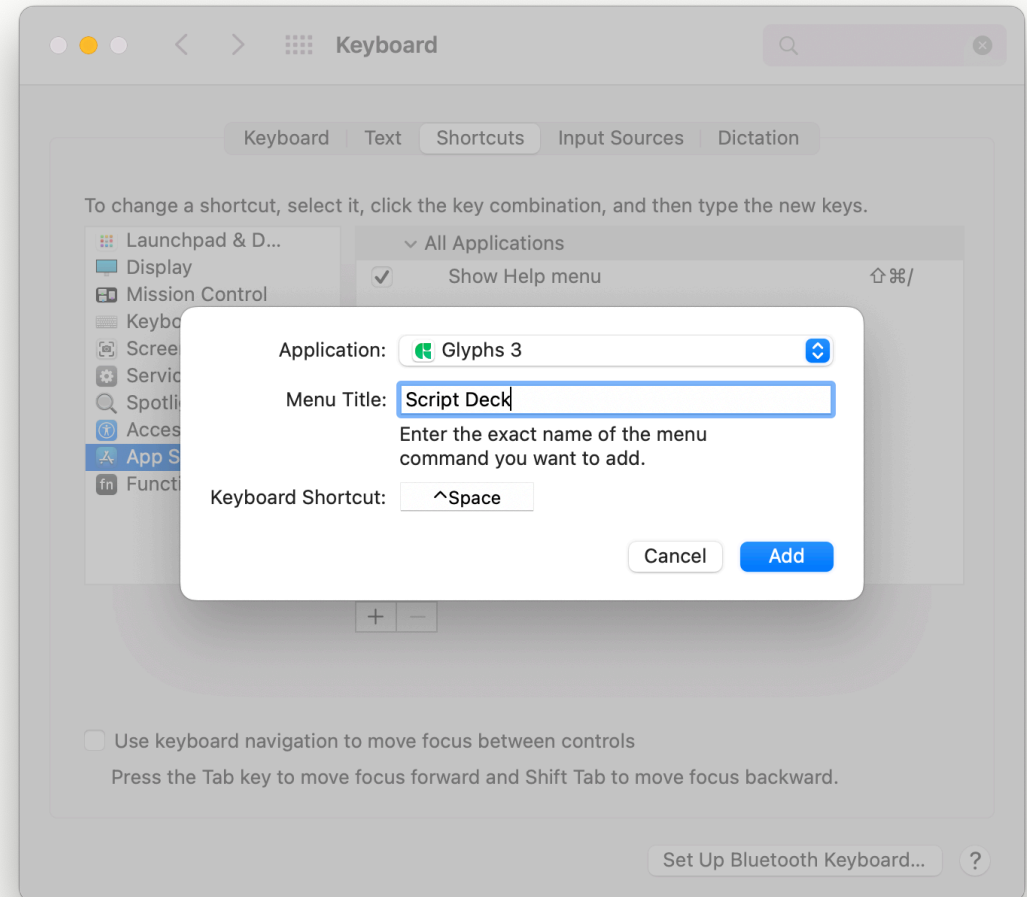
You need to do this only once in macOS*:

🍏 > **System Preferences** > **Keyboard**

Select **Shortcuts** > **App Shortcuts**

Add **Glyphs 3**, set the Menu Title to **'Script Deck'** and choose your desired shortcut.

*) You can define shortcuts in GlyphsApp, but that did not work well for me, so I recommend to define it as described here.



Download

Install it from the GlyphsApp Plugin Manager:

In Glyphs 3 > Windows > Plugin Manager
select 'Plugins' and search for 'Script Deck'

GitHub **Mark2Mark**

Instagram **Mark2Mark Tools**

Website **Mark2Mark**

Appendix

Acknowledgment

Special thanks to the following contributors for their Python scripts featured in ‘Script Deck’ presentations:

- Just Another Foundry
- Hugo Jourdan
- Mekkablue (aka Rainer Erich Scheichelbauer)
- Erik Moberg
- Alex Slobzheninov
- Georg Seifert (for his support to developers)

I highly recommend exploring their work and tools, as they have made valuable contributions to the type design community.

Shout out to other developers with useful tools:

- Henrique Beier
- Kyle Wayne Benson
- Florian Pircher
- Guido Ferreyra
- Daniel Gamage
- Wei Huang
- Jens Kutílek
- Filipe Negrão
- Toshi Omagari
- And many more to be found in the GlyphsApp Plugin Manager